

BRANDING SHAREPOINT 2010

Adelaide SharePoint User Group - 20/09/11
Paul Clarke

Presentation Objectives

To gain an understanding of SharePoint 2010's branding capabilities, including the techniques carried over from SharePoint 2007 as well as in-depth, hands-on exposure to an enterprise SharePoint 2010 implementation that demonstrates all of the new features the platform offers.

Contents

- What is Branding?
 - ▣ Why is it Branding important?
 - ▣ How is Branding it achieved in SharePoint?
- SharePoint Branding
 - ▣ Principals
 - ▣ Techniques
- Branding SharePoint 2010
 - ▣ Branding in the wild

What is Branding?

- The process of applying a corporate identity to an application.
- Ok, so what is a corporate identity?

The organisation's:

- Style
- Personality
- Terminology
- Values

Why is Branding important?

A branded experience provides:

- Consistency
- Clarity
- Trust
- Familiarity
- Ownership
- Community

How is Branding achieved in SharePoint?

- Designers and Developers have access to various tools:
 - ▣ The Browser
 - ▣ SharePoint Designer
 - ▣ Visual Studio
 - ▣ PowerPoint
- The use of these tools differs depending on the approach used to develop the branding:
 - ▣ Customisation through configuration
 - ▣ Design from scratch
 - ▣ And of course, all of the above, a hybrid approach


SharePoint Branding Principals

- Branding must be portable:- Branding as a Solution
- Branding must be non-destructive:- Branding as a Feature
- Branding must be resilient:- Branding Approach
- Branding must be appropriate:- Branding Purpose


SharePoint Branding Techniques



- ❑ Site Icon
- ❑ Master Pages
- ❑ Page Layouts
- ❑ Web Parts
- ❑ Ribbon
- ❑ Themes
- ❑ Navigation
- ❑ CSS
- ❑ XSLT
- ❑ Delegate Controls

Site Icon

Site Actions 

Paul Clarke ▾

 Example Site ▸ Site Settings ▸ Title, Description, and Icon


 I Like It  Tags & Notes


Home ?

Libraries

Lists

Discussions

 Recycle Bin

 All Site Content

Title and Description

Type a title and description for your Web site. The title is displayed on each page in the site. The description is displayed on the home page.

Logo URL and Description

Associate a logo with this site by entering the URL to an image file (recommended size: 60 x 60 pixels). Add an optional description for the image. Note: If the file location has a local relative address, for example, `/_layouts/images/logo.gif`, you must copy the graphics file to that location on each front-end Web server.

Title:

Description:

URL:

[Click here to test](#)

Enter a description (used as alternative text for the picture):

OK

Cancel

Master Pages


```
<%@Master language="C#" %>
<%@ Register Tagprefix="SharePoint" Namespace="Microsoft.SharePoint.WebControls" Assembly="Microsoft.SharePoint, Version=14.0.0.0, Culture=neutral, PublicKeyToken=71e9bce4c190c770" %>
<%@ Import Namespace="Microsoft.SharePoint.ApplicationPages" %>
<%@ Register Tagprefix="WebPartPages" Namespace="Microsoft.SharePoint.WebPartPages" Assembly="Microsoft.SharePoint, Version=14.0.0.0, Culture=neutral, PublicKeyToken=71e9bce4c190c770" %>
<%@ Register TagPrefix="wssuc" TagName="Welcome" src="~/_controltemplates/Welcome.ascx" %>
<%@ Register TagPrefix="wssuc" TagName="MUISelector" src="~/_controltemplates/MUISelector.ascx" %>
<%@ Register TagPrefix="wssuc" TagName="DesignModeConsole" src="~/_controltemplates/DesignModeConsole.ascx" %>
<!DOCTYPE html PUBLIC "-//W3C//DTD XHTML 1.0 Strict//EN"
"http://www.w3.org/TR/xhtml1/DTD/xhtml1-strict.dtd">
<html lang="<%=Resources.wss,language_value%>" dir="<%=Resources.wss,multipages_direction_dir_value%>" runat="server">
<head runat="server">
    <meta http-equiv="X-UA-Compatible" content="IE=8"/>
    <meta name="GENERATOR" content="Microsoft SharePoint"/>
    <meta name="progid" content="SharePoint.WebPartPage.Document"/>
    <meta http-equiv="Content-Type" content="text/html; charset=utf-8"/>
    <meta http-equiv="Expires" content="0"/>
    <SharePoint:RobotsMetaTag runat="server"/>
    <title id="onetidTitle"><asp:ContentPlaceHolder id="PlaceHolderPageTitle" runat="server"/></title>
    <SharePoint:CssLink runat="server" Version="4"/>
    <SharePoint:Theme runat="server"/>
    <SharePoint:ULSClientConfig runat="server"/>
    <script type="text/javascript">
        var _fv4UI = true;
    </script>
    <SharePoint:ScriptLink language="javascript" name="core.js" OnDemand="true" runat="server"/>
    <SharePoint:CustomJSUrl runat="server"/>
    <SharePoint:SoapDiscoveryLink runat="server"/>
    <asp:ContentPlaceHolder id="PlaceHolderAdditionalPageHead" runat="server">
    <SharePoint:DelegateControl runat="server" ControlId="AdditionalPageHead" AllowMultipleControls="true"/>
    <SharePoint:SPShortcutIcon runat="server" IconUrl="/_layouts/images/favicon.ico"/>
    <asp:ContentPlaceHolder id="PlaceHolderBodyAreaClass" runat="server">
    <asp:ContentPlaceHolder id="PlaceHolderTitleAreaClass" runat="server">
    <SharePoint:SPPageManager runat="server"/>
    <SharePoint:SPHelpPageComponent Visible="false" runat="server"/>
</head>
<body <del>scroll="no"</del> onload="if (typeof(_spBodyOnLoadWrapper) != 'undefined') _spBodyOnLoadWrapper();" class="v4master">
    <form runat="server" onsubmit="if (typeof(_spFormOnSubmitWrapper) != 'undefined') {return _spFormOnSubmitWrapper();}">
```

Master Pages


The screenshot shows a SharePoint interface for a Master Page Gallery. At the top, there's a navigation bar with 'Site Actions', 'Browse', 'Library Tools', 'Documents', and 'Library'. The user 'Paul Clarke' is logged in. The breadcrumb path is 'Example Site > Master Page Gallery > All Master Pages'. A description states: 'Use the master page gallery to store master pages. The master pages in this gallery are available to this site and any sites underneath it.' On the left, a sidebar contains links for 'Home', 'Libraries', 'Lists', 'Discussions', 'Recycle Bin', and 'All Site Content'. The main area displays a table of master pages.

<input type="checkbox"/>	Type	Name	Modified	<input type="checkbox"/> Modified By	<input type="checkbox"/> Checked Out To
		default.master	9/14/2011 10:06 AM		
		minimal.master	9/14/2011 10:06 AM		
		v4.master	9/14/2011 10:06 AM		

Master Pages



Site Actions 

Paul Clarke ▾





Example Site ▸ Site Settings ▸ Site Master Page Settings

Use this page to review current settings or to assign a different Site Master Page, System Master Page or Alternate CSS URL for this site.

 I Like It  Tags & Notes

Example Site

Search this site...  

Libraries


Documents


Lists

Calendar

Discussions

Team Discussion

 Recycle Bin

 All Site Content

Site Master Page

The site master page will be used by all publishing pages. Select the first option to inherit the site master page of the parent site. Select the second option to select a unique master page. Check the box to apply this setting to all subsites.

☒ Inherit site master page from parent of this site

☐ Specify a master page to be used by this site and all sites that inherit from it:

v4.master ▾

☐ Reset all subsites to inherit this site master page setting

System Master Page

Use the system master page for all forms and view pages in this site. Select the first option to inherit the system master page of the parent site. Select the second option to select a unique master page. Check the box to apply this setting to all subsites.

☒ Inherit system master page from parent of this site

☐ Specify a system master page for this site and all sites that inherit from it:

v4.master ▾

☐ Reset all subsites to inherit this system master page setting

Alternate CSS URL

Specify the URL of a cascading style sheet (CSS) to apply to this site. The CSS files should contain every class you might reference

☒ Inherit Alternate CSS URL from parent of this site

☐ Use Microsoft SharePoint Foundation default styles

☐ Specify a CSS file to be used by this publishing site and all sites

Page Layouts

The screenshot displays the SharePoint page editor interface. At the top, the ribbon includes 'Site Actions', 'Browse', 'Page', 'Publish', and 'Editing Tools'. The 'Page' tab is active, showing options like 'Save & Close', 'Check In', 'Edit Properties', 'Page History', 'Page Permissions', 'Delete Page', 'E-mail a Link', 'Alert Me', 'Preview', 'Page Layout', 'Library Settings', 'Library Permissions', and 'View All Pages'. The 'Page Layout' dropdown menu is open, showing four options: 'Body only' (highlighted with a yellow border), 'Image on left', 'Image on right', and 'Summary links'. Below this, the 'Enterprise Wiki Page' section shows a 'Basic Page' layout. The 'Project Page' section is also visible. On the left, the 'Libraries' sidebar lists 'Documents', 'Lists', 'Calendar', 'Discussions', and 'Team Discussion'. The main editing area shows a 'Title' field with 'Example Page' and a 'Page Content' field with a cursor.

Site Actions ▾ Browse Page Publish **Editing Tools** Paul Clarke ▾

Format Text Insert

Save & Close Check In Edit Properties Page History Page Permissions Delete Page E-mail a Link Alert Me Preview Page Layout Library Settings Library Permissions View All Pages

Edit Manage Share & Tra

Libraries
Documents
Lists
Calendar
Discussions
Team Discussion

Title
Example Page

Page Content
|

Article Page

Body only Image on left Image on right Summary links

Enterprise Wiki Page

Basic Page

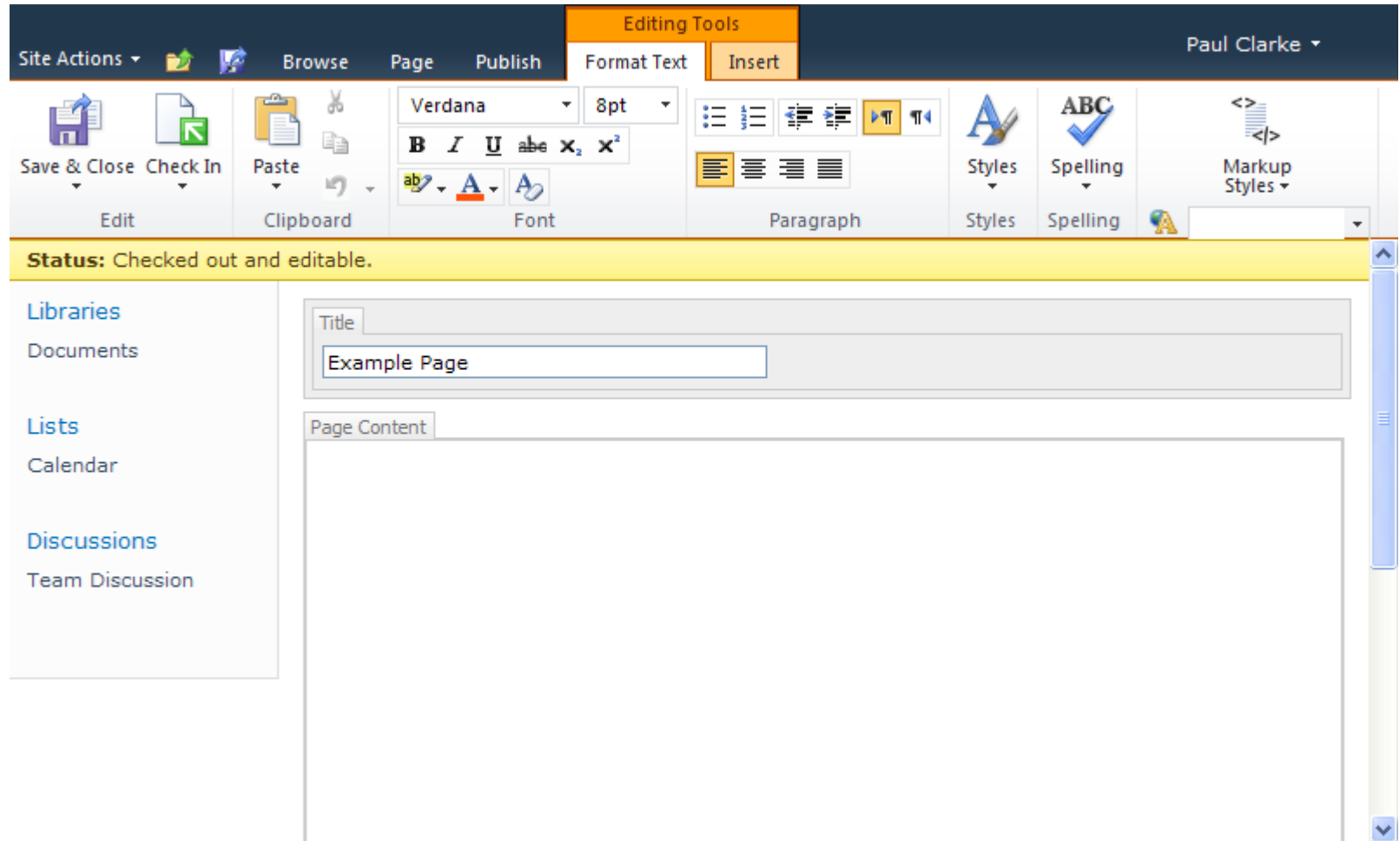
Project Page

Web Parts

The screenshot shows the 'Web Part Gallery' for the 'Authorised Officers Portal'. The interface includes a top navigation bar with 'Site Actions', 'Browse', and 'Library Tools' (Documents, Library). The user 'Paul Clarke' is logged in. The breadcrumb path is 'Authorised Officers Portal > Web Part Gallery > All Web Parts'. A description states: 'Use this Web Part Gallery to store and retrieve Web Parts. The Web Parts in this gallery are available to this site and all sites under it. To preview a Web Part, click its title.' On the right, there are 'I Like It' and 'Tags & Notes' buttons. Below the breadcrumb, there are site navigation links: 'Home', 'Expiation Notices', 'Maintenance', and 'Reports', along with a search bar 'Search this site...'. A left-hand navigation pane contains links for 'Pictures', 'Images', 'Libraries', 'Site Pages', 'Officer Reports', 'Lists', 'Discussions', 'Recycle Bin', and 'All Site Content'. The main content area displays a table of web parts.

<input type="checkbox"/>	Type	Web Part	Edit	Modified	<input type="checkbox"/> Modified By
<input type="checkbox"/>		AdvancedSearchBox.dwp		30/03/2011 3:17 PM	
<input type="checkbox"/>		AuthOfficer.webpart		21/06/2011 8:18 PM	
<input type="checkbox"/>		AuthoredListFilter.webpart		30/03/2011 3:19 PM	
<input type="checkbox"/>		AuthorisedOfficerExpiationNotices.webpart		28/06/2011 11:56 AM	
<input type="checkbox"/>		AuthorisedOfficerMantainance.webpart		28/06/2011 11:40 AM	
<input type="checkbox"/>		AuthorisedOfficerReports.webpart		29/06/2011 11:48 AM	
<input type="checkbox"/>		AuthorisedOfficerWebPart.webpart		21/06/2011 2:09 PM	
<input type="checkbox"/>		BusinessDataActionsWebPart.dwp		30/03/2011 3:19 PM	
<input type="checkbox"/>		BusinessDataAssociationWebPart.webpart		30/03/2011 3:19 PM	

Ribbon



Themes


Site Actions

Paul Clarke

Example Site

Site Settings

Site Theme



Use this page to change the fonts and color scheme for your site. You can select a theme or you can upload new themes to the [Theme Gallery](#). Applying a theme does not affect your site's layout, and will not change any pages that have been individually themed.

I Like It

Tags & Notes

Example Site

?

Libraries

Documents

Lists

Calendar

Discussions

Team Discussion

Recycle Bin

All Site Content


Inherit Theme

Specify whether this site uses the same theme as its parent or if it uses its own theme.

☐ Inherit theme from the parent of this site

☒ Specify a theme to be used by this site and all sites that inherit from it:

Select a Theme



Default (no theme)

Azure

Berry

Bittersweet

Cay

Classic

Construct

Convention

Felt

Graham

Grapello

Laminate

Mission

Modern Rose

Municipal

Pinnate

Ricasso

Hyperlink

Followed Hyperlink

Heading Font

Lorem ipsum dolor sit amet...

Navigation


Site Actions

Paul Clarke

Example Site

Site Settings

Navigation Settings



Use this page to specify the navigation items that you want to display in the navigation link bars of this site. Items in sublevels and flyouts can be modified only in the navigation of the subsite that contains these items.

I Like It

Tags & Notes

Example Site

Search this site...

OK

Cancel

Libraries


Documents


Lists

Calendar

Discussions


Team Discussion

 Recycle Bin

 All Site Content

Global Navigation

Specify the navigation items to display in global navigation for this Web site. This navigation is shown at the top of the page in most Web sites.



☐ Display the same navigation items as the parent site

☒ Display the navigation items below the current site


☐ Show subsites

☒ Show pages

Maximum number of dynamic items to show within this level of navigation:

Current Navigation

Specify the navigation items to display in current navigation for this Web site. This navigation is shown on the side of the page in most Web sites.



☐ Display the same navigation items as the parent site

☐ Display the current site, the navigation items below the current site, and the current site's siblings

☒ Display only the navigation items below the current site

☐ Show subsites

SharePoint Branding Techniques

- ❑ Site Icon
- ❑ Master Pages
- ❑ Page Layouts
- ❑ Web Parts
- ❑ Ribbon
- ❑ Themes
- ❑ Navigation
- ❑ CSS
- ❑ XSLT
- ❑ Delegate Controls

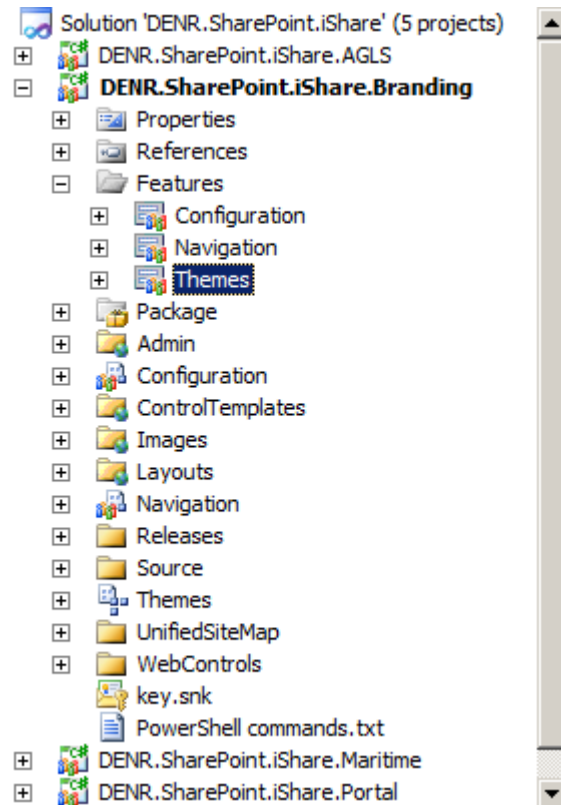
Branding SharePoint 2010

- ❑ Visual Studio 2010
- ❑ Delegate Controls
- ❑ ScriptLink
- ❑ CSSRegistration
- ❑ Themes & Themable CSS
- ❑ Silverlight
- ❑ Sitemap Provider
- ❑ Mapped Folders
- ❑ Ribbon Commands

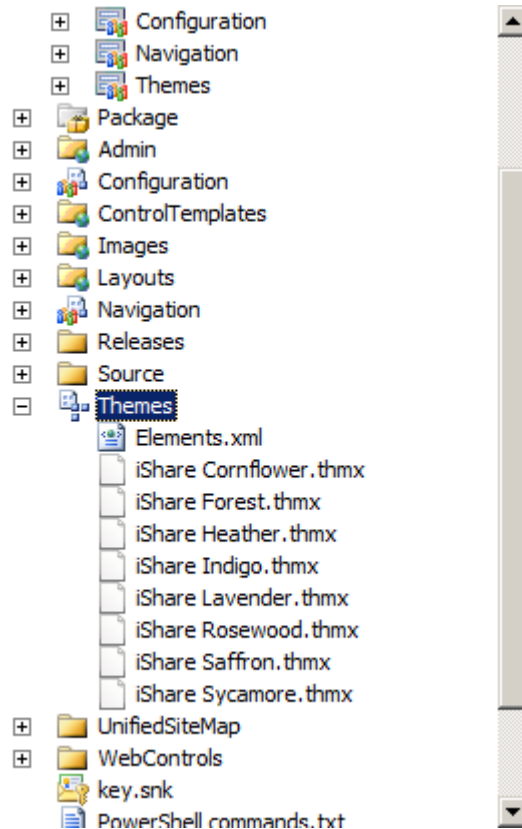
Branding in the wild

- Global Branding
 - ▣ Themes and Themable CSS
 - ▣ Mega Drop-Down Menu
 - ▣ Footer Control.
- Portal Assets
 - ▣ Weather Web Part
 - ▣ Announcements Web Part
 - ▣ Fat Footer Web Part
- Unified Site Map

Global Branding



Global Branding

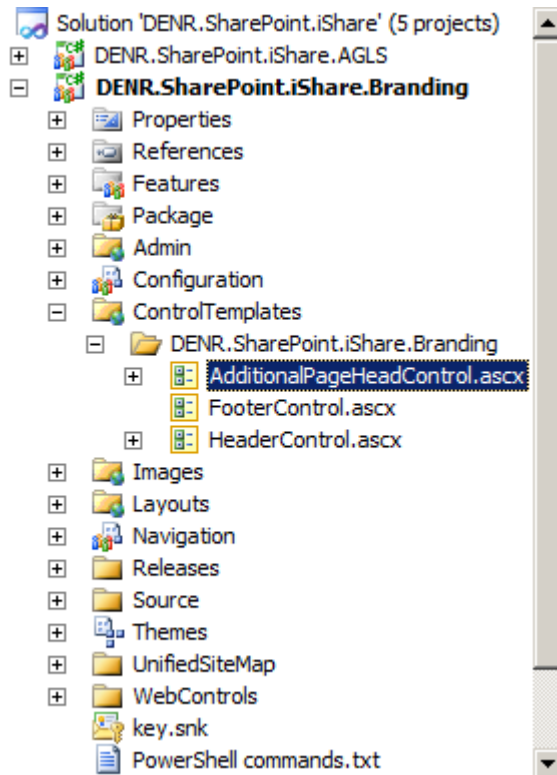


Global Branding

```
<?xml version="1.0" encoding="utf-8"?>
<Elements xmlns="http://schemas.microsoft.com/sharepoint/">
  <Control Id="AdditionalPageHead" Sequence="60" ControlSrc="~/_controltemplates/DENR.SharePoint.iShare.Branding/Addit

  <Module Name="Themes" List="123" Url="_catalogs/theme" Path="Themes" RootWebOnly="True">
    <File Url="iShare Cornflower.thmx" Type="GhostableInLibrary" Path="iShare Cornflower.thmx" IgnoreIfExists="True"
    <File Url="iShare Forest.thmx" Type="GhostableInLibrary" Path="iShare Forest.thmx" IgnoreIfExists="True"
    <File Url="iShare Heather.thmx" Type="GhostableInLibrary" Path="iShare Heather.thmx" IgnoreIfExists="True"
    <File Url="iShare Indigo.thmx" Type="GhostableInLibrary" Path="iShare Indigo.thmx" IgnoreIfExists="True"
    <File Url="iShare Lavender.thmx" Type="GhostableInLibrary" Path="iShare Lavender.thmx" IgnoreIfExists="Tr
    <File Url="iShare Rosewood.thmx" Type="GhostableInLibrary" Path="iShare Rosewood.thmx" IgnoreIfExists="Tr
    <File Url="iShare Saffron.thmx" Type="GhostableInLibrary" Path="iShare Saffron.thmx" IgnoreIfExists="True"
    <File Url="iShare Sycamore.thmx" Type="GhostableInLibrary" Path="iShare Sycamore.thmx" IgnoreIfExists="Tr
  </Module>
</Elements>
```

Global Branding



Global Branding

Client Objects & Events		(No Events)
1	<%@ Assembly Name="\$SharePoint.Project.AssemblyFullName\$" %>	
2	<%@ Import Namespace="Microsoft.SharePoint" %>	
3	<%@ Register TagPrefix="SharePoint" Namespace="Microsoft.SharePoint.WebControls" Assembly="Microsoft.SharePoint, Version=14.0.0.0, Culture=neutral, PublicKeyToken=71e9bce4c190c770" %>	
4	<%@ Control Language="C#" AutoEventWireup="true" CodeBehind="AdditionalPageHeadControl.ascx.cs" Inherits="DENR.SharePoint.iShare.Branding.AdditionalPageHeadControl" %>	
5	<SharePoint:CssRegistration Name="DENR.SharePoint.iShare.Branding/common.css" After="corev4.css" runat="server" />	
6	<SharePoint:CssRegistration Name="Themable/DENR.SharePoint.iShare.Branding/themed.css" After="DENR.SharePoint.iShare.Branding/common.css" runat="server" />	
7	<SharePoint:ScriptLink language="javascript" name="DENR.SharePoint.iShare.Branding/jquery-1.6.1.min.js" Localizable="false" />	
8	<SharePoint:ScriptLink language="javascript" name="DENR.SharePoint.iShare.Branding/jquery.ba-resize.min.js" Localizable="false" />	
9	<SharePoint:ScriptLink language="javascript" name="DENR.SharePoint.iShare.Branding/jquery.cookie.min.js" Localizable="false" />	
10	<SharePoint:ScriptLink language="javascript" name="DENR.SharePoint.iShare.Branding/common.js" Localizable="false" OnDemand="true" />	
11	<SharePoint:SPShortcutIcon IconUrl="/_layouts/images/DENR.SharePoint.iShare.Branding/favicon.ico" runat="server" />	
12	<script type="text/javascript" language="javascript">	
13	/* */</td></tr><tr><td>14</td><td colspan="2">_spBodyOnLoadFunctionNames.push("iShareOnLoad");</td></tr><tr><td>15</td><td colspan="2">/* */	
16	</script>	
17	<!--[if IE]>	
18	<script type="text/javascript" language="javascript">	
19	/* */</td></tr><tr><td>20</td><td colspan="2">_spBodyOnLoadFunctionNames.push("iShareIEOnLoad");</td></tr><tr><td>21</td><td colspan="2">/* */	
22	</script>	
23	<![endif]-->	
24		

Global Branding

```
/* **** */
/*      Body      */
/* **** */

html {
    height: 100%;
    overflow: auto;
}

html.ms-dialog {
    background: none !important;
}

@media print {
    html {
        height: auto;
    }
}

body.v4master {
    overflow: visible;
}

html.ms-dialog body.v4master {
    background: none;
}

body.v4master, body #s4-ribboncont, #WebPartAdderUpdatePanelContainer {
    margin: 0 auto;
    max-width: 1200px;
    min-width: 890px;
    padding: 0 55px;
    width: auto;
}
```

Global Branding

```

/*****
/*      Reset Fonts      */
*****/

.ms-toolbar, .ms-menutoolbar td a, td.ms-menutoolbarheader, .ms-listheaderlabel, .ms-viewselector, .ms-viewselector a {
    /* [ReplaceFont(themeFont:"MajorFont")] */font-family: Verdana;
}

/*****
/*      Body      */
*****/

body.v4master {
    /* [RecolorImage(themeColor:"Accent1",method:"Blending",includeRectangle:{x:0,y:0,width:10,height:10})] */background-color: #f5f5f5;
}

body #s4-ribbonrow, html.ms-dialog body #s4-ribbonrow {
    /* [RecolorImage(themeColor:"Accent1-Lightest",method:"Blending",includeRectangle:{x:0,y:2,width:10,height:10})] */background-color: #f5f5f5;
}

/*****
/*      Ribbon      */
*****/

.ms-cui-ribbonTopBars {
    /* [RecolorImage(themeColor:"Accent1-Lightest",method:"Blending")] */background: url("/_layouts/15/images/ribbon.png");
}

.ms-siteactionsmenuinner .ms-menu-a, .ms-welcomeMenu a:link, .ms-cui-tt-a {
    /* [ReplaceColor(themeColor:"Dark1-Medium")] */color: #666 !important;
}

```



Search this site...

[Home](#) [People](#) [Business](#) [Directorates](#) [Projects](#) [Communities](#) [News](#) [Tools](#)**Government of South Australia**
Department of Environment
and Natural Resources

Announcements

120,000 plants to benefit Kangaroo Island habitat

Last weekend's planting festival attracted 676 volunteers with more than 100 different species planted.

[Learn more](#)

1 2 3 4

[All »](#)

15°
12°/17°

Adelaide
Scattered Clouds

Wed	Thu	Fri	Sat
12°/21°	10°/27°	8°/16°	8°/15°

Quick Links

[Ochre updates](#)[Sharepoint Information](#)

People Search

 [→](#)
Powered by SA Direct

Policies & Procedures

Search this site...



Welcome to iShare

Enterprise information management system this is our future intranet technology and record management system. SharePoint is also a set of tools where we can develop business systems to manage our information.

[SharePoint features and functions](#)

How do I?

- Lorem ipsum dolor sit amet, consectetur.
- Aliquam varius odio vitae augue aliquam.
- Aliquam at nibh ante, amet semper.
- Duis sed nisi in augue porttitor vehic.

Events

There are no upcoming events.

[Add event →](#)

People

[Business
Facilities](#)

Directorates

[Client Services](#)
[Corporate Services](#)
[Regional Services](#)
[Policy](#)
[Strategy](#)
[Botanic Gardens](#)
[Office of the CE](#)

Projects

[Client Services Program](#)
[Management Office](#)

Communities

[Crown Lands](#)
[Fire Management](#)
[Coorong Lower Lakes & Murray Mouth Projects](#)
[iShare Project Team](#)

News

[Announcements](#)

Tools

[EDRMS Tools](#)
[Forms](#)
[Policies, Procedures and Guidelines](#)
[Corporate Templates](#)
[Search](#)



Search this site...

[Home](#) [People](#) [Business](#) [Directorates](#) [Projects](#) [Communities](#) [News](#) [Tools](#)**Government of South Australia**
Department of Environment
and Natural Resources

People » Home

Counselling

Lorem ipsum dolor sit amet, consectetur adipiscing elit. Integer massa metus, luctus at consequat sit amet, pulvinar ac quam. Sed ultrices nibh ac est sollicitudin pharetra.

Performance

Lorem ipsum dolor sit amet, consectetur adipiscing elit. Integer massa metus, luctus at consequat sit amet, pulvinar ac quam. Sed ultrices nibh ac est sollicitudin pharetra.

Recruitment and Selection

Lorem ipsum dolor sit amet, consectetur adipiscing elit. Integer massa metus, luctus at consequat sit amet, pulvinar ac quam. Sed ultrices nibh ac est sollicitudin pharetra.

Induction

Lorem ipsum dolor sit amet, consectetur adipiscing elit. Integer massa metus, luctus at consequat sit amet, pulvinar ac quam. Sed ultrices nibh ac est sollicitudin pharetra.

Development

Lorem ipsum dolor sit amet, consectetur adipiscing elit. Integer massa metus, luctus at consequat sit amet, pulvinar ac quam. Sed ultrices nibh ac est sollicitudin pharetra.

Training Resources

Lorem ipsum dolor sit amet, consectetur adipiscing elit. Integer massa metus, luctus at consequat sit amet, pulvinar ac quam. Sed ultrices nibh ac est sollicitudin pharetra.

Global Branding

© Copyright 2011 Department of Environment and Natural Resources
Last modified: 02 September 2011

[Home](#) [People](#) [Business](#) [Directorates](#) [Projects](#) [Communities](#) [News](#) [Tools](#)

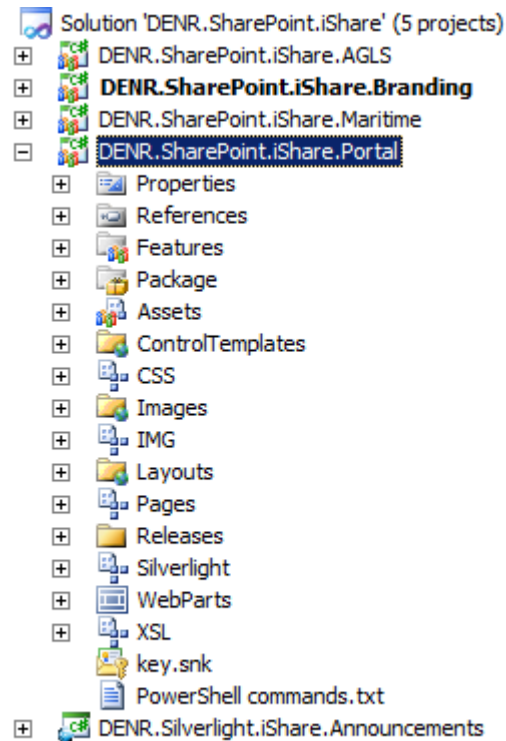
sa.gov.au
Find what you're looking for

```
Control FormDigestPlaceholder = this.Page.Master.FindControl("PlaceholderFormDigest");
if (FormDigestPlaceholder != null)
{
    Control footerControl = Page.LoadControl("~/_controltemplates/DENR.SharePoint.iShare.Branding/FooterControl.ascx");
    if (footerControl != null)
    {
        FormDigestPlaceholder.Controls.Add(footerControl);
    }
}
```

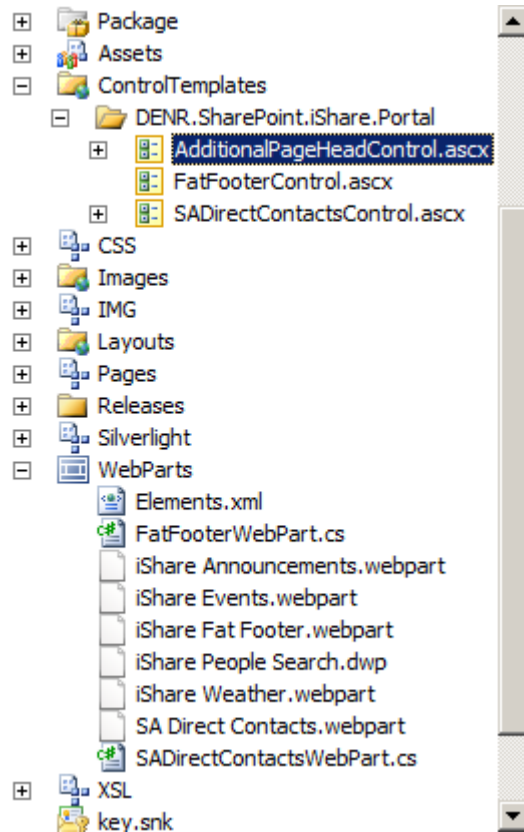
Global Branding

```
<%@ Register TagPrefix="SharePoint" Namespace="Microsoft.SharePoint.WebControls" Assembly="Microsoft.SharePoint, Ve
<%@ Register Tagprefix="iShare" Namespace="DENR.SharePoint.iShare.Branding.WebControls" Assembly="$SharePoint.Proje
<%@ Register Tagprefix="UnifiedSiteMap" Namespace="DENR.SharePoint.iShare.Branding.UnifiedSiteMap" Assembly="$Share
<div class="is-pageFooter s4-notdlg">
  <div class="is-pageFooterContainer">
    <ul class="copyright">
      <li class="first">&copy; <a href="http://sa.gov.au/static/copyright.aspx" target="_blank">Copyright <is
      <li class="last"><iShare:PageProperty Property="Modified" Format="Last modified: {0}" DateTimeStyle="dc
    </ul>
    <SharePoint:AspMenu
      ID="TopNavigationMenuV4"
      Runat="server"
      EnableViewState="false"
      DataSourceID="footerSiteMap"
      AccessKey="<%%$Resources:wss,navigation_accesskey%>"
      UseSimpleRendering="true"
      UseSeparateCss="false"
      Orientation="Horizontal"
      StaticDisplayLevels="2"
      MaximumDynamicDisplayLevels="0"
      SkipLinkText=""
      CssClass="links" />
    <UnifiedSiteMap:DataSource
      SiteMapProvider="UnifiedSiteMapProvider"
      id="footerSiteMap"
      runat="server" />
    <ul class="sa_gov_au">
      <li><a href="http://www.sa.gov.au" title="Link to sa.gov.au - find what you're looking for" target="_bl
    </ul>
  </div>
</div>
```

Portal Assets



Portal Assets



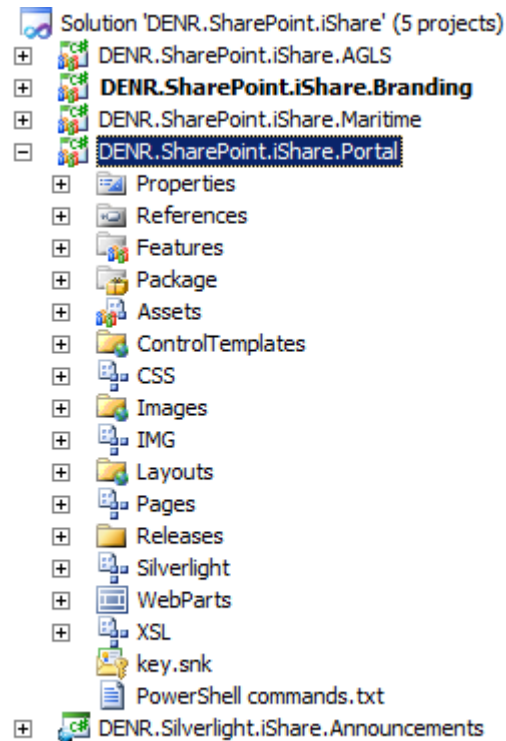
Portal Assets

```
<xsl:stylesheet xmlns:xs="http://www.w3.org/2001/XMLSchema" version="1.0" exclude-result-prefixes="xsl msxsl ddwrt" xmlns
  <xsl:output method="html" indent="no"/>

  <xsl:variable name="current" select="/dsQueryResponse/Weather__x0028_current_x0029_/current_observation" />
  <xsl:variable name="forecast" select="/dsQueryResponse/Weather__x0028_forecast_x0029_/forecast" />
  <xsl:variable name="time">
    <xsl:choose>
      <xsl:when test="substring-before(substring-after(string(ddwrt:TodayIso()),'T'),':') < 8 and substring-before(su
      <xsl:otherwise>day</xsl:otherwise>
    </xsl:choose>
  </xsl:variable>

  <xsl:template match="/" xmlns:xs="http://www.w3.org/2001/XMLSchema" xmlns:asp="http://schemas.microsoft.com/ASPNET/20"
    <xsl:text disable-output-escaping="yes">&lt;SharePoint:CssRegistration name="&quot;&lt;% $SPURL:~SiteCollection/Style
    <div class="is-weather ms-WPBody">
      <h4 class="current">
        <xsl:value-of select="$current/temp_c" />&#176;
      </h4>
      <span class="current {$current/icon} {$time}" />
      <p class="current">
        <strong>
          <xsl:value-of select="$current/display_location/city" />
        </strong>
        <br />
        <xsl:value-of select="$current/weather" />
      </p>
      <h5 class="forecast">
        <xsl:value-of select="$forecast/simpleforecast/forecastday/low/celsius" />&#176; <xsl:value-of select="$forecast
      </h5>
      <ul class="forecast">
        <xsl:for-each select="$forecast/simpleforecast/forecastday[period > 1 and period < 6]">
          <li>
```

Portal Assets



Unified Site Map

The Problem:

- ❑ Site Collections are required for each business unit and project team.
- ❑ Web Applications are required for different activities, e.g. Projects, Teams, Services etc.
- ❑ SharePoint Site Collections are the root of their own navigation.
- ❑ Web Applications are configured to run as different user accounts and are therefore unable to access content databases on other web applications.
- ❑ The top navigation needs to be consistent across all branded pages within the Portal.
- ❑ The Portal is defined as a group of Sites contained within various Site Collections on various Web Applications throughout the Farm.
- ❑ Navigation must be configured as per the out of the box methods.
- ❑ Sites that the user doesn't have permissions for must not appear.

Questions?

Paul Clarke

- ❑ Linked In: www.linkedin.com/in/psclarke
- ❑ Email: paul.clarke@cloudcatalyst.com.au
- ❑ Mobile: 0405 147 897